



Serving
GOVERNMENT,
Serving
CANADIANS.

FCSAP PHASE III: WHAT'S AHEAD FOR FEDERAL CONTAMINATED SITES

BEST 2016

MAY 26th WHISTLER, BC

RAMAN BIRK, MSc.

REGIONAL MANAGER OF ENVIRONMENTAL SERVICES

ENVIRONMENTAL SERVICES

PACIFIC REGION



Public Works and
Government Services
Canada

Travaux publics et
Services gouvernementaux
Canada

Canada

Presentation Overview

- FCSAP objectives and funding
- Focus and plans for FCSAP Phase III (2016-17 to 2019-20)
- Accomplishments to date (Phases I and II)
- FCSAP tools and guidance



The Federal Contaminated Sites Action Plan

Program Objectives

- Reduce environmental and human health risks from known federal contaminated sites and associated federal financial liabilities
- Ancillary benefits - employment, skills development, technology advancement



The Federal Contaminated Sites Action Plan

Funding

- Federal Budgets committed \$4.54B for FCSAP
 - \$2.98B approved for Phase I and II (2005-06 to 2015-16)
 - \$1.56B approved for Phase III (2016-17 to 2019-20)
 - \$1.35B through Budget 2015
 - \$217M through Budget 2016 under the Federal Infrastructure Initiative

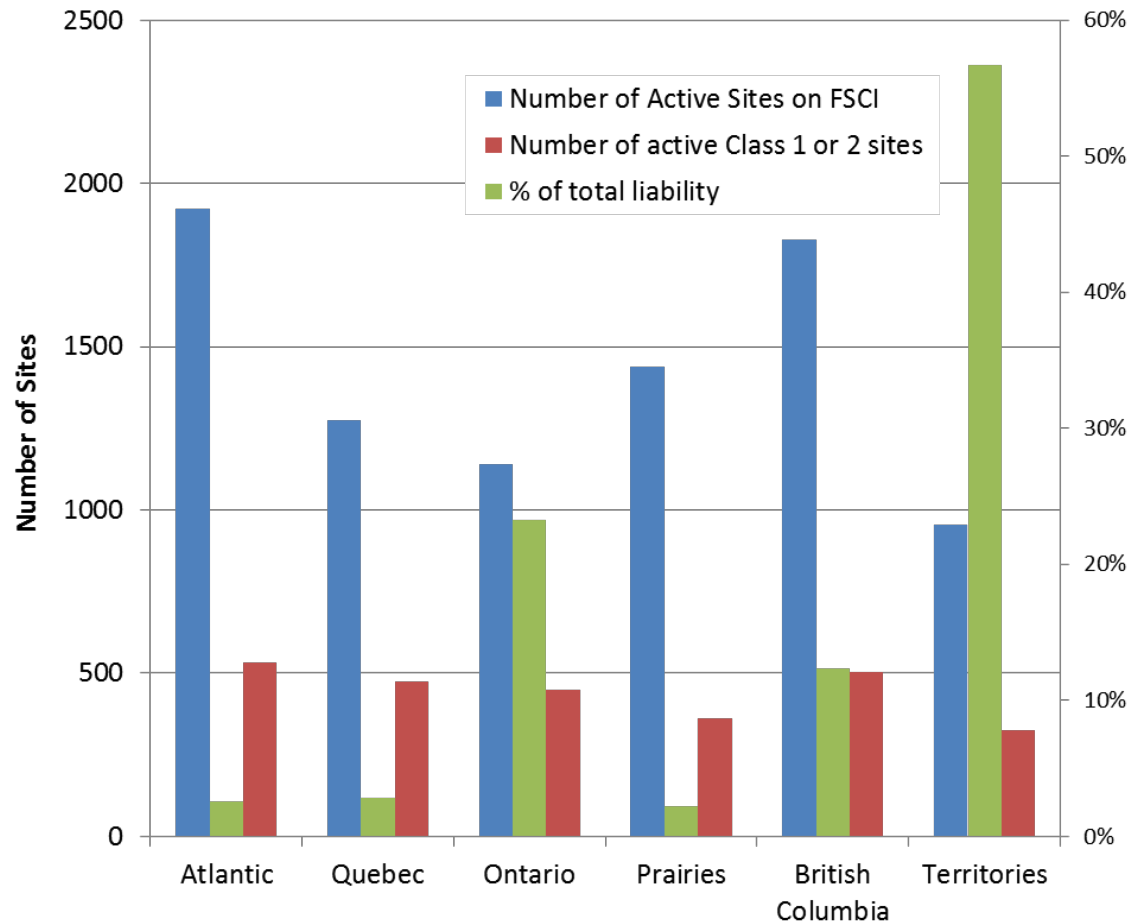


Phase III (2016-17 to 2019-20) Planned Expenditures and Activities

	2016-17	2017-18	2018-19	2019-20	Total
Assessment					
Planned Spending (\$M)	24.14	23.06	5.65	2.61	55.45
# of sites	288	292	88	60	728
Remediation					
Planned Spending (\$M)	477.27	518.49	327.97	305.88	1629.61
# of sites	746	733	472	440	2391
# of sites closed after remediation	151	204	32	205	592

- Focus of assessment and remediation activities are on the highest priority sites
- Remediation and assessment activities are front-loaded to the first two years of Phase III as a result of Budget 2016 funding

Distribution of Sites and Liability



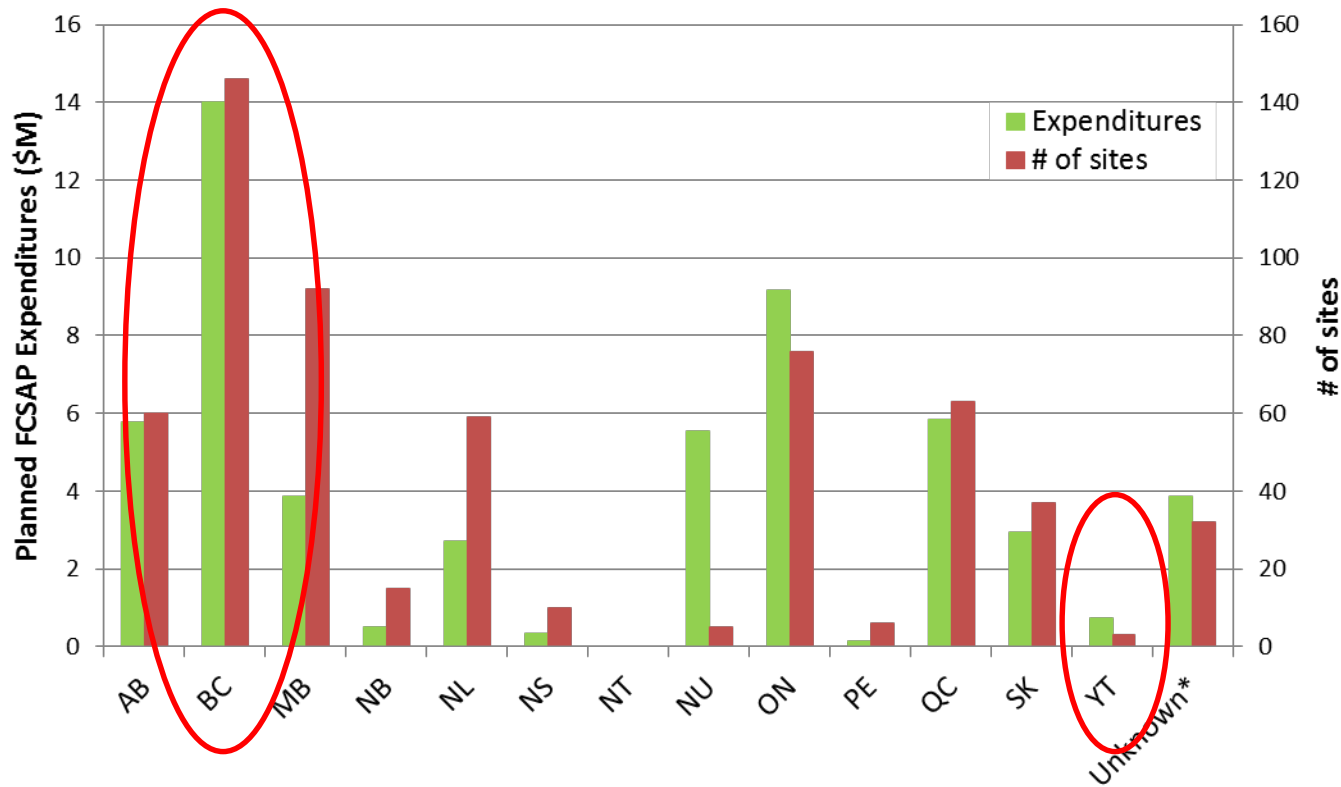
Territories have relatively fewer sites but account for more than 50% of current liability (due to their complexity & size)



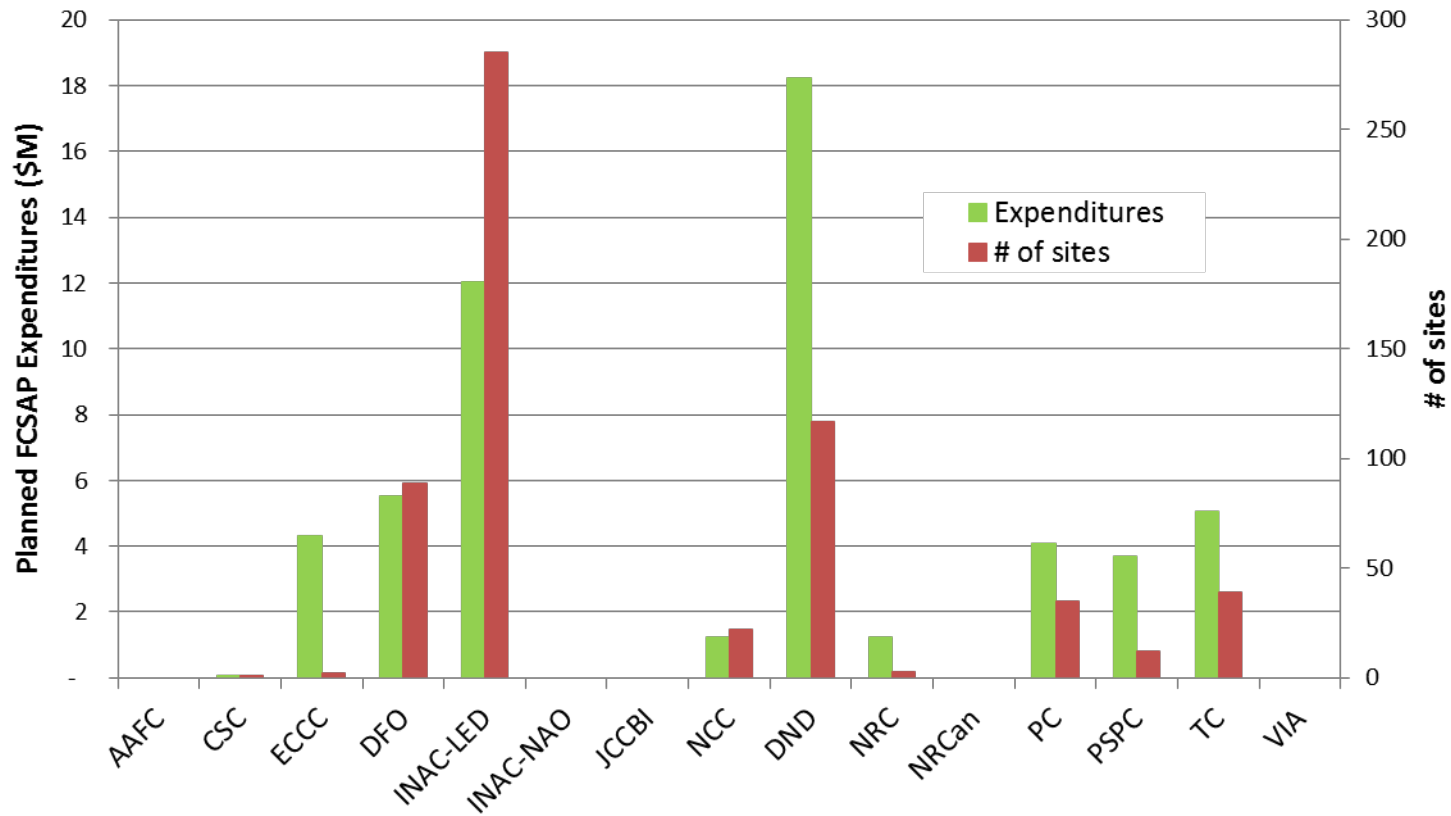
Location of FCSAP Phase III Assessment Sites- Canada



FCSAP Phase III Assessment Expenditures by Region



FCSAP Phase III Assessment Expenditures by Custodian



FCSAP Phase III Assessment Expenditures: BC Details

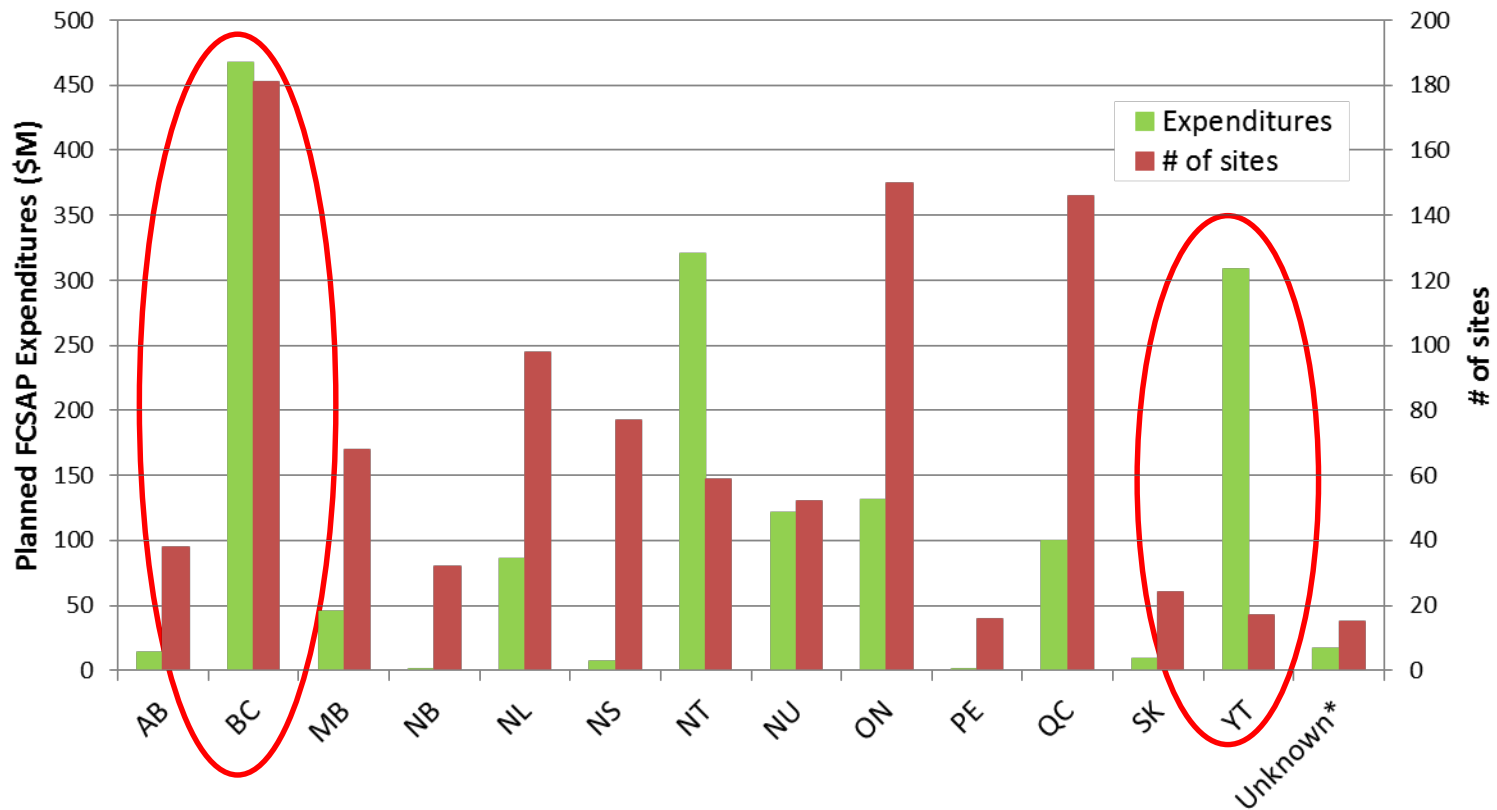
Dept	FCSI	2016-2017	2017-2018	2018-2019	2019-2020	Total Planned Assessment Phase III
DFO	50	\$1,449,000.00	\$660,500.00	\$21,500.00	\$0.00	\$2,131,000.00
DIAND-LED	102	\$843,650.00	\$638,855.00	\$529,245.00	\$301,750.00	\$2,313,500.00
DND	7	\$80,427.00	\$0.00	\$0.00	\$0.00	\$80,427.00
PC	9	\$180,000.00	\$85,000.00	\$70,000.00	\$0.00	\$335,000.00
Totals:	168	\$2,553,077.00	\$1,384,355.00	\$620,745.00	\$301,750.00	\$4,859,927.00



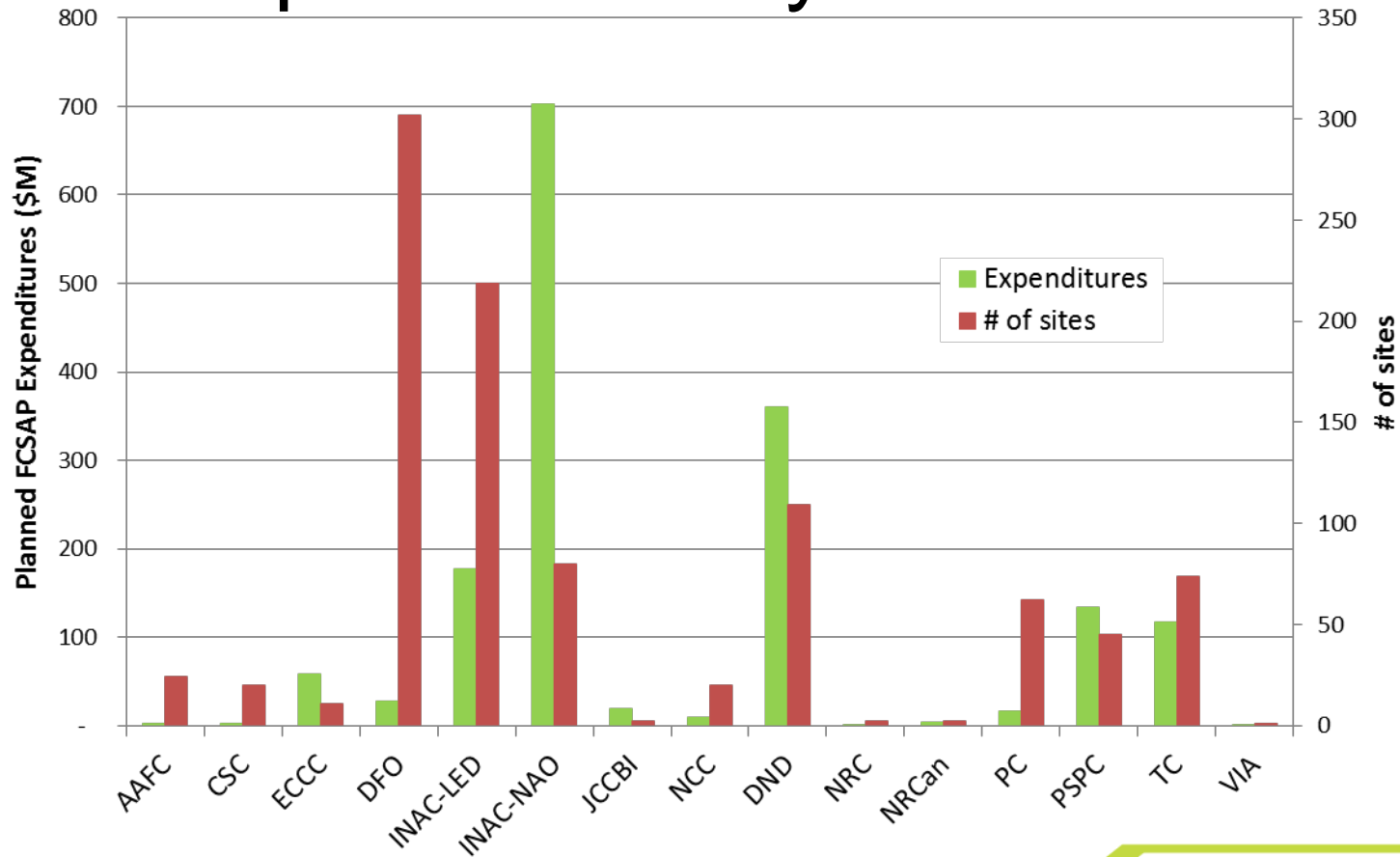
Location of FCSAP Phase III Remediation Sites



FCSAP Phase III Remediation Expenditures by Region



FCSAP Phase III Remediation Expenditures by Custodian





FCSAP Phase III Remediation Expenditures: BC and YT Details

Dept	Sites	2016-17	2017-18	2018-19	2019-20	Total Remediation Expenditures
DFO	50	\$4,333,881	\$2,638,308	\$1,478,288	\$1,106,077	\$11,243,024
DIAND-LED	102	\$6,958,111	\$11,943,447	\$6,800,132	\$4,680,162	\$41,556,767
DIAND-NAO	4	\$67,865,022	\$89,223,284	\$55,576,945	\$70,594,118	\$288,670,687
DND	7	\$50,446,804	\$5,370,960	\$51,808,681	\$49,812,110	\$158,431,931
EC	2	\$6,805,000	\$1,945,000	\$17,140,800	\$23,640,800	\$49,996,000
PC	9	\$1,432,000	\$215,250	\$682,500	\$871,500	\$3,201,250
PWGSC	28	\$30,327,568	\$17,706,157	\$19,174,967	\$9,480,653	\$89,802,756
TC	3	\$7,189,980	\$4,839,730	\$8,659,704	\$25,712,750	\$54,590,781
Totals:	201	\$175,358,366	\$133,882,136	\$161,322,017	\$185,898,170	\$697,493,196



Past versus Planned FCSAP Activities

	Phase I (6 yrs)	Phase II (5 yrs)	Phase III (4 yrs)
Remediation			
Spending (\$M)	1,247.11	1,273.75	1,629.61
% annual spending increase	-	23%	 60%
# of sites	1,412	583	997
Assessment			
Spending (\$M)	204.53	53.2	55.45
% annual spending increase	-	-69%	 30%
# of sites	9,431	1,614	604

Annual spending in FCSAP Phase III will be much greater compared to previous Phases.
Need to ensure that private sector is able to meet demand.



Planned Spending by Year

	2016-17	2017-18	2018-19	2019-20
Remediation (Number of sites)				
\$0 to 250K	602	520	359	369
\$250K to 1M	79	131	71	42
\$1M to 10M	59	78	38	21
>\$10M	6	4	4	8
Assessment (Number of sites)				
\$0 to 250K	273	282	87	60
\$250K to 500K	9	5	0	0
\$500K to 1M	5	3	0	0
>\$1M	1	2	1	0

Enhancing Procurement During FCSAP Phase III

- Delivery of FCSAP accelerated projects is a priority for Public Services and Procurement Canada (PSPC)
- Other government departments can access specific PSPC procurement tools directly (e.g., Departmental Individual Standing Offers and SELECT) to implement FCSAP accelerated projects.
- PSPC policy allows other government departments with confirmed capacity to access PSPC procurement staff directly.
- National Accelerated Infrastructure Program (AIP) Office to oversee and to facilitate implementation of FCSAP accelerated projects.
- Training for other government departments regarding procurement

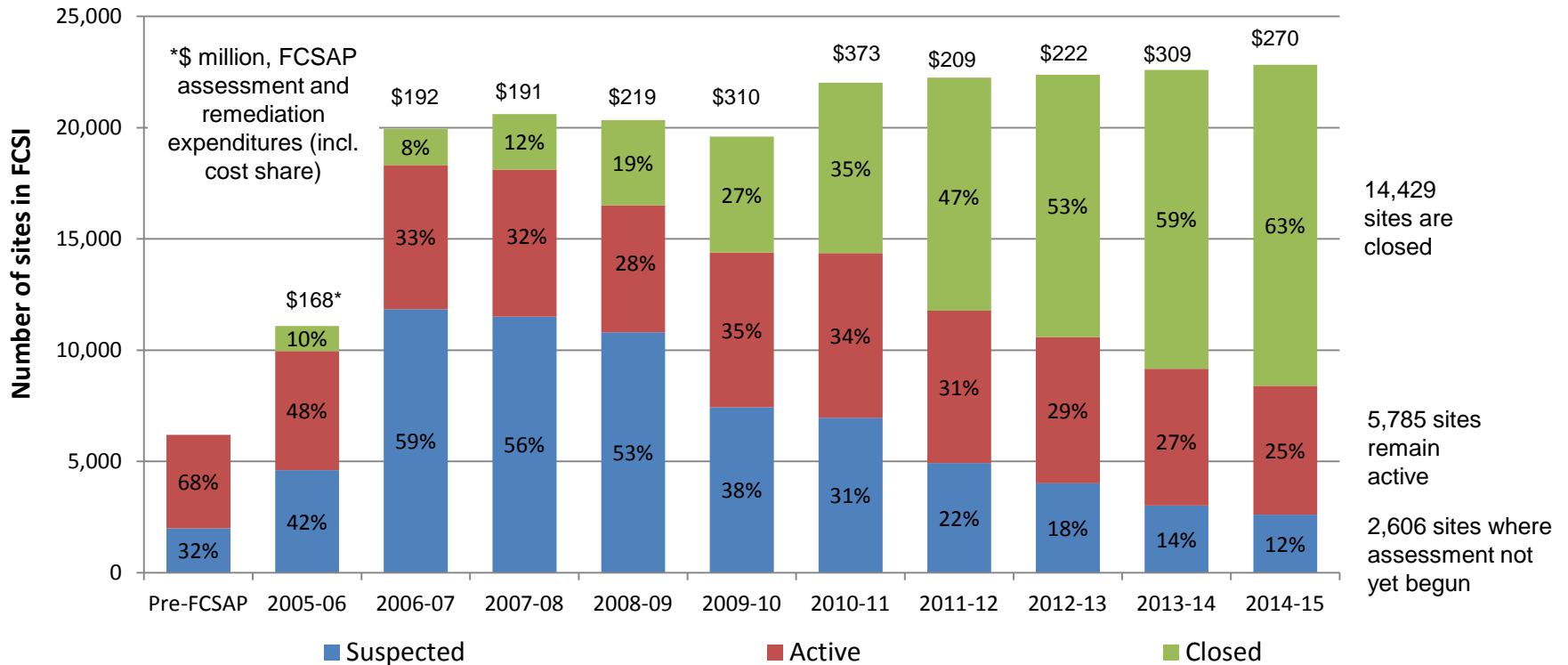


FCSAP Accomplishments to Date (2005-2015)

- Better understanding of the size and extent of the federal contaminated sites problem
- Assessment activity on 10,370 sites
- Remediation on 1,550 sites
 - Completion of remediation on 790 sites
- Over 14,800 jobs created (person years of employment)
- Net liability increase of \$2.55B for FCSAP sites
 - Liability decrease of \$1.93B due to remediation activities
 - Liability increase of \$4.48B from new assessment and adjustments of remediation cost estimates



Status of sites in FCSI (2005-2015)



- Almost 90% of site expenditures in the FCSI are funded by FCSAP and related custodian cost share
- Suspected sites decreasing steadily as more assessments are completed

FCSAP Expert Support Guidance and Tools

- Guidance and tools for improved decision making and technical support are available at:
 - FCSAP web portal-
<http://www.federalcontaminatedsites.gc.ca>
 - FCSAP Booth (25)- handout summarizing currently available FCSAP / federal tools and resources



Thank You- Questions?

More information:

Federal Contaminated Sites Web portal

www.federalcontaminatedsites.gc.ca

Federal Contaminated Sites Inventory

www.tbs-sct.gc.ca/fcsi-rscf

ec.secretariatpascf-

fcsapsecretariat.ec@canada.ca



21

